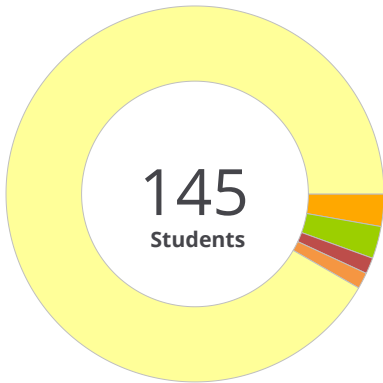


Superintendent: Azevedo, Marilyn

**SCHOOL ENROLLMENT**



**Race/Ethnicity**

American Indian/Alaska Native	2.8%
Asian	2.8%
Black/African American	0.0%
Hispanic/Latino	1.4%
Native Hawaiian/Pacific Islander	0.0%
Two or More Races	1.4%
White/Caucasian	91.7%

**Additional Services**

Economically Disadvantaged	35.2%
English Learners	0.0%
Foster Care	0.7%
Homeless	0.0%
Migrant	0.0%
Military Connected	0.0%
Students with Disabilities	14.5%

Teachers

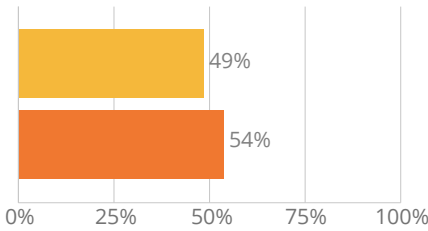
**17.40**

Administrators

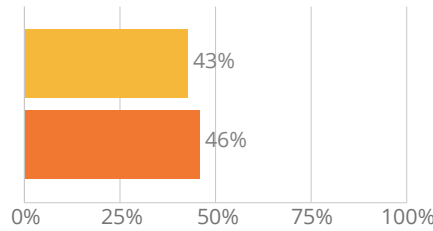
**1.00**

**STUDENT PERFORMANCE**

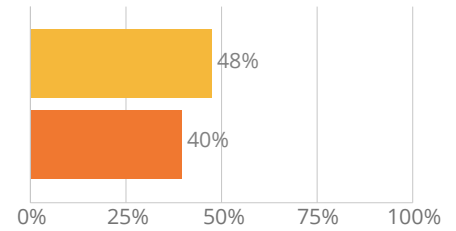
**English Language Arts**



**Mathematics**



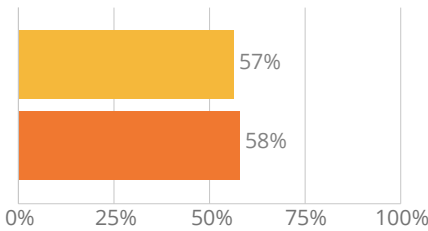
**Science**



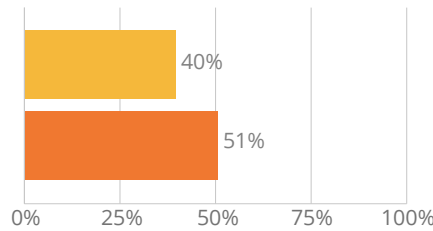
District State

**STUDENT PROGRESS**

**English Language Arts**



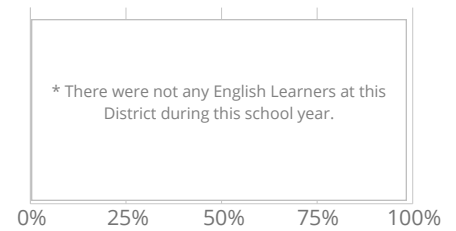
**Mathematics**



District State

**ENGLISH LEARNERS ON TRACK**

**Access**



**HIGH SCHOOL COMPLETION**

**COLLEGE AND CAREER READINESS**

Attendance Rate

**98%**

\* Data is not shown to prevent the identification of individuals in a small group.

0% 25% 50% 75% 100%

District State

75%

48%

0% 25% 50% 75% 100%

Chronic Absenteeism Rate

**7%**